


Name of the Company : PASUPATI ACRYLON LIMITED

Scrip Code, Name of the scrip, class of security: BSE-500456

/EQUITY


Quarter Ended 30-Sep-2015

Partly paid-up shares:-	No. of partly paid-up shares	As a % of total no. of partly paid-up shares	As a % of total no. of shares of the company
Held by promoter/promoter group	NA	NA	NA
Held by public	NA	NA	NA
Total	NA	NA	NA
Outstanding convertible Securities:-	No. of outstanding securities	As a % of total no. of outstanding convertible securities	As a % of total no. of shares of the company, assuming full conversion of the convertible securities
Held by promoter/promoter group	NA	NA	NA
Held by public	NA	NA	NA
Total	NA	NA	NA
Warrants:-	No. of warrants	As a % of total no. of warrants	As a % of total no. of shares of the company, assuming full conversion of warrants
Held by promoter/promoter group	0	0	.0000
Held by public	0	0	.0000
Total	0	0	.0000
Total paid-up capital of the company, assuming full conversion of warrants and convertible securities	89133121		



Prepared by MCS Share Transfer Agent Ltd.

Category Code	Category of Shareholders	Number of shareholders	Total no. of Shares	No. of Shares held in Dematerialised form	Total shareholding as a percentage of total shares		Shares pledged or otherwise encumbered	
					As a percentage of (A+B)	As a percentage of (A+B+C)	Number of shares	As a percentage
Shareholding of Promoter and Promoter Group								
1	Indian							
a	Individuals/ Hindu Undivided Family	3	17454996	17454996	19.5831	19.5831	1125000	6.4450
b	Central Government/ State Government(s)	0	0	0	.0000	.0000	0	.0000
c	Bodies Corporate	10	36778697	36778697	41.2625	41.2625	14000000	38.0660
d	Financial Institutions/ Banks	1	4481752	4481752	5.0282	5.0282	0	.0000
e	Any Other (Specify)							
i	Trust	0	0	0	.0000	.0000	0	.0000
ii	Society	0	0	0	.0000	.0000	0	.0000
iii	Educational Institutions	0	0	0	.0000	.0000	0	.0000
	Sub Total (A)(1) :	14	58715445	58715445	65.8738	65.8738	15125000	25.7598
2	Foreign							
a	Individuals (Non Resident Indians / Foreign Individuals)	0	0	0	.0000	.0000	0	.0000
b	Bodies Corporate	0	0	0	.0000	.0000	0	.0000
c	Institutions	0	0	0	.0000	.0000	0	.0000
d	Qualified Foreign Investor	0	0	0	.0000	.0000	0	.0000
e	Any Other (Specify)	0	0	0	.0000	.0000	0	.0000
	Sub Total (A)(2) :	0	0	0	.0000	.0000	0	.0000
	Total Shareholding of Promoter and Promoter Group (A) = (A)(1) + (A)(2) :	14	58715445	58715445	65.8738	65.8738	15125000	25.7598
Public Shareholding								
1	Institutions						NA	NA
a	Mutual Funds/ UTI	7	179505	97020	.2014	.2014		
b	Financial Institutions/ Banks	6	5085	4815	.0057	.0057		
c	Central Government/ State Government(s)	0	0	0	.0000	.0000		
d	Venture Capital Funds	0	0	0	.0000	.0000		




Category Code	Category of Shareholders	Number of shareholders	Total no. of Shares	No. of Shares held in Dematerialised form	Total shareholding as a percentage of total shares		Shares pledged or otherwise encumbered	
					As a percentage of (A+B)	As a percentage of (A+B+C)	Number of shares	As a percentage
	Public Shareholding							
1	Institutions						NA	NA
e	Insurance Companies	0	0	0	.0000	.0000	NA	NA
f	Foreign Institutional Investors	1	36000	36000	.0404	.0404		
g	Foreign Venture Capital Investors	0	0	0	.0000	.0000		
h	Qualified Foreign Investor	0	0	0	.0000	.0000		
i	Any Other (Specify)	0	0	0	.0000	.0000		
	Sub Total (B)(1) :	14	220590	137835	.2475	.2475		
2	Non-Institutions						NA	NA
a	Bodies Corporate	495	2526779	2074874	2.8348	2.8348		
b	Individuals							
i	Individual Shareholders Holding Nominal Share Capital Upto Rs. 1 Lakh.	54675	14526791	8052264	16.2979	16.2979		
ii	Individual Shareholders Holding Nominal Share Capital in excess of Rs. 1 Lakh.	181	8348254	8210614	9.3661	9.3661		
c	Qualified Foreign Investor	0	0	0	.0000	.0000		
d	Any Other (Specify)							
i	Trust & Foundations	0	0	0	.0000	.0000		
ii	Cooperative Societies	1	90	90	.0001	.0001		
iii	Educational Institutions	0	0	0	.0000	.0000		
iv	Non Resident Individual	662	705285	243980	.7913	.7913		
v	Foreign Companies	3	4088177	0	4.5866	4.5866		
vi	OCB	1	1710	1710	.0019	.0019		
	Sub Total (B)(2) :	56018	30197086	18583532	33.8787	33.8787		
	Total Public Shareholding (B) = (B)(1) + (B)(2) :	56032	30417676	18721367	34.1262	34.1262		
	Total (A) + (B) :	56046	89133121	77436812	100.0000	100.0000	15125000	16.9690
	Shares held by Custodians and against which Depository Receipts have been issued							
1	Promoter and Promoter Group	0	0	0	0	0		
	Shares held by Custodians and against which Depository Receipts have been issued							
2	Public	0	0	0	0	0		
	GRAND TOTAL (A) + (B) + (C)	56046	89133121	77436812	100.0000	100.0000	15125000	16.9690



UNIT : PASUPATI ACRYLON LIMITED

(I) (b) Statement showing holding of securities(including shares,warrants,convertible securities) of persons belonging to the category "Promoter and Promoter Group"

Srl No.	Name of the shareholder	Total shares held		Shares pledged or otherwise encumbered			Details of Warrants		Details of Convertible Securities held		Total shares(including underlying shares assuming full conversion of warrants and convertible securities) as a % of diluted share capital
		Number	As a % of grand total (A)+(B)+(C)	Number	As a percentage	As a % of grand total (A)+(B)+(C) of sub-clause (1)(a)	Number of Warrants	As a % of total number of warrants of the same class	Number of convertible securities held	As a % of total number of convertible securities of the same class	
1	MANISH JAIN	15649232	17.5571	0	.0000	.0000	Nil	Nil	Nil	Nil	Nil
2	GURUKRIPA FINVEST PRIVATE LIMITED	9000000	10.0973	1000000	11.1111	1.1219	Nil	Nil	Nil	Nil	Nil
3	SULABH PLANTATION & FINANCE LTD	8250000	9.2558	0	.0000	.0000	Nil	Nil	Nil	Nil	Nil
4	ARIHANT EXPORTS LIMITED	4627867	5.1921	0	.0000	.0000	Nil	Nil	Nil	Nil	Nil
5	SHUBH EXIM LIMITED	4500000	5.0486	4500000	100.0000	5.0486	Nil	Nil	Nil	Nil	Nil
6	THE PRADESHIYA INDUSTRIAL AND INVESTMENT CORPORATION OF U.P LTD	4481752	5.0282	0	.0000	.0000	Nil	Nil	Nil	Nil	Nil
7	SIND WAVE FINANCE SERVICES LTD	4000000	4.4877	4000000	100.0000	4.4877	Nil	Nil	Nil	Nil	Nil
8	PRABHAT CAPITAL SERVICES LTD	3500000	3.9267	3500000	100.0000	3.9267	Nil	Nil	Nil	Nil	Nil
9	ACCUREX TRADERS PRIVATE LIMITED	1750000	1.9634	0	.0000	.0000	Nil	Nil	Nil	Nil	Nil
10	VINEET JAIN	1202422	1.3490	1125000	93.5612	1.2622	Nil	Nil	Nil	Nil	Nil
11	INDER OVERSEAS PRIVATE LIMITED	1000000	1.1219	1000000	100.0000	1.1219	Nil	Nil	Nil	Nil	Nil
12	VINOD KUMAR JAIN	603342	.6769	0	.0000	.0000	Nil	Nil	Nil	Nil	Nil
13	MVA FINANCE P LTD	144450	.1621	0	.0000	.0000	Nil	Nil	Nil	Nil	Nil
14	NITYANAND EXPORTS AND CONSULTANTS COMPANY LIMITED	6380	.0072	0	.0000	.0000	Nil	Nil	Nil	Nil	Nil
	TOTAL	58715445	65.8739	15125000	25.7600	16.9690	Nil	Nil	Nil	Nil	Nil



UNIT : PASUPATI ACRYLON LIMITED

(I) (c)(i) Statement showing holding of securities(including shares,warrants,convertible securities) of persons belonging to the category "Public" and holding more than 1 % of the total number of shares.


Sri No.	Name of the shareholder	Number of Shares	Shares as a percentage of total number of shares {i.e., Grand Total (A)+(B)+(C) indicated in Statement at para (I)(a) above }	Details of Warrants		Details of Convertible Securities held		Total shares(including underlying shares assuming full conversion of warrants and convertible securities) as a % of diluted share capital
				Number of Warrants	As a % of total number of warrants of the same class	Number of convertible securities held	As a % of total number of convertible securities of the same class	
I	CEREX TRADING U K LTD	3673097	4.1209	Nil	Nil	Nil	Nil	Nil
	TOTAL	3673097	4.1209	Nil	Nil	Nil	Nil	Nil



UNIT : PASUPATI ACRYLON LIMITED

(I) (c)(ii) Statement showing holding of securities(including shares,warramnts,convertible securities) of persons (together with PAC) belonging to the category "Public" and holding more than 5% of the total number of shares of the company.


Srl No.	Name of the shareholder and the Persons Acting In Concert(PAC) with them	Number of Shares	Shares as a percentage of total number of shares (i.e., Grand Total (A)+(B)+(C) indicated in Statement at para (I)(a) above }	Details of Warrants		Details of Convertible Securities held		Total shares(including underlying shares assuming full conversion of warrants and conevrtible securities) as a % of diluted share capital
				Number of Warrants	As a % of total number of warrants of the same class	Number of convertible Securities held	% w.r.t total number of convertible securities of the same class	
	TOTAL			Nil	Nil	Nil	Nil	Nil



UNIT : PASUPATI ACRYLON LIMITED

(I) (d) Statement showing details of locked-in shares.

Srl No.	Name of the shareholder	Number of Shares Locked-in	Locked-in Shares as a percentage of total number of shares (i.e., Grand Total (A)+(B)+(C) indicated in Statement at para (I)(a) above)	Promoter/Promoter Group / Public
1	Nil	Nil	Nil	
	TOTAL	Nil	Nil	




UNIT : PASUPATI ACRYLON LIMITED

(II) (a) Statement showing details of Depository Receipts (DRs)

Srl No.	Type of outstanding DR (ADRS,GDRs SDRs,etc.)	Number of outstanding DRs	Number of shares underlying outstanding DRs	Shares underlying outstanding DRs as a percentage of total number of shares (i.e Grand Total (A)+(B)+(C) indicated in statement at para (I)(a) above)
1	Nil	Nil	Nil	Nil
	TOTAL	Nil	Nil	Nil

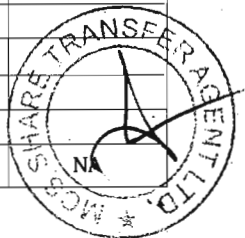
(II) (b) Statement showing details of Depository Receipts (DRs) where underlying shares held by 'promoter/promoter group' are in excess of 1 % of the total number of shares.

Srl No.	Name of the DR Holder	Type of outstanding DRs (ADRS,GDRs, SDRs etc)	Number of shares underlying outstanding DRs	Shares underlying outstanding DRs as a percentage of total number of shares (i.e Grand Total (A)+(B)+(C) indicated in statement at para (I)(a) above)
1	Nil	Nil	Nil	Nil
	TOTAL	Nil	Nil	Nil



(III) (a) Statement showing the voting pattern of shareholders, if more than one class of shares/securities is issued by the issuer.

Category Code	Category of Shareholders	CLASS X (III)	CLASS Y (IV)	CLASS Z (V)	Total Voting Rights (III+IV+V)	As a percentage of (A+B)	As a percentage of (A+B+C)
A	Shareholding of Promoter and Promoter Group						
1	Indian						
a	Individuals/ Hindu Undivided Family	NA	NA	NA	NA		
b	Central Government/ State Government(s)	NA	NA	NA	NA		
c	Bodies Corporate	NA	NA	NA	NA		
d	Financial Institutions/ Banks	NA	NA	NA	NA		
e	Any Other (Specify)	NA	NA	NA	NA		
i	Trust						
ii	Society						
iii	Educational Institutions						
	Sub Total (A)(1) :	NA	NA	NA	NA	NA	NA
2	Foreign						
a	Individuals (Non Resident Indians / Foreign Individuals)	NA	NA	NA	NA		
b	Bodies Corporate	NA	NA	NA	NA		
c	Institutions	NA	NA	NA	NA		
d	Qualified Foreign Investor	NA	NA	NA	NA		
e	Any Other (Specify)	NA	NA	NA	NA		
	Sub Total (A)(2) :	NA	NA	NA	NA	NA	NA
	Total Shareholding of Promoter and Promoter Group (A) = (A)(1) + (A)(2) :	NA	NA	NA	NA	NA	NA
B	Public Shareholding						
1	Institutions						
a	Mutual Funds/ UTI	NA	NA	NA	NA		
		NA	NA	NA	NA	NA	NA



(III) (a) Statement showing the voting pattern of shareholders, if more than one class of shares/securities is issued by the issuer.

Category Code	Category of Shareholders	CLASS X (III)	CLASS Y (IV)	CLASS Z (V)	Total Voting Rights (III+IV+V)	As a percentage of (A+B)	As a percentage of (A+B+C)
B	Public Shareholding						
2	Non-Institutions						
	Sub Total (B)(2) :	NA	NA	NA	NA	NA	NA
	Total Public Shareholding (B) = (B)(1) + (B)(2) :	NA	NA	NA	NA	NA	NA
	Total (A) + (B) :	NA	NA	NA	NA	NA	NA
C	Shares held by Custodians and against which Depository Receipts have been issued						
1	Promoter and Promoter Group	NA	NA	NA	NA	NA	NA
		NA	NA	NA	NA	NA	NA

Prepared By MCS Share Transfer Agent Ltd.

